

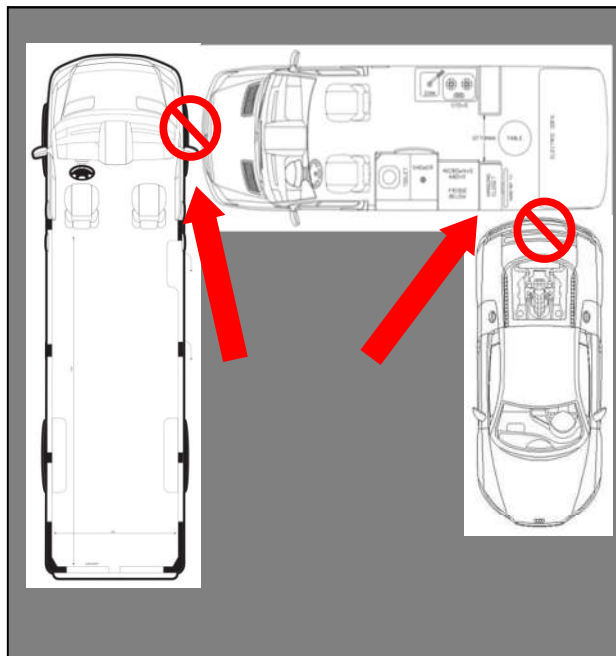


RULES AND REGULATIONS FOR VEHICLE DISPLAYS

Here is a list of rules and regulations that apply to all exhibits that include vehicle displays. Please accurately measure your vehicle to ensure that your exhibit will adhere to these rules.

SPACE BETWEEN VEHICLES

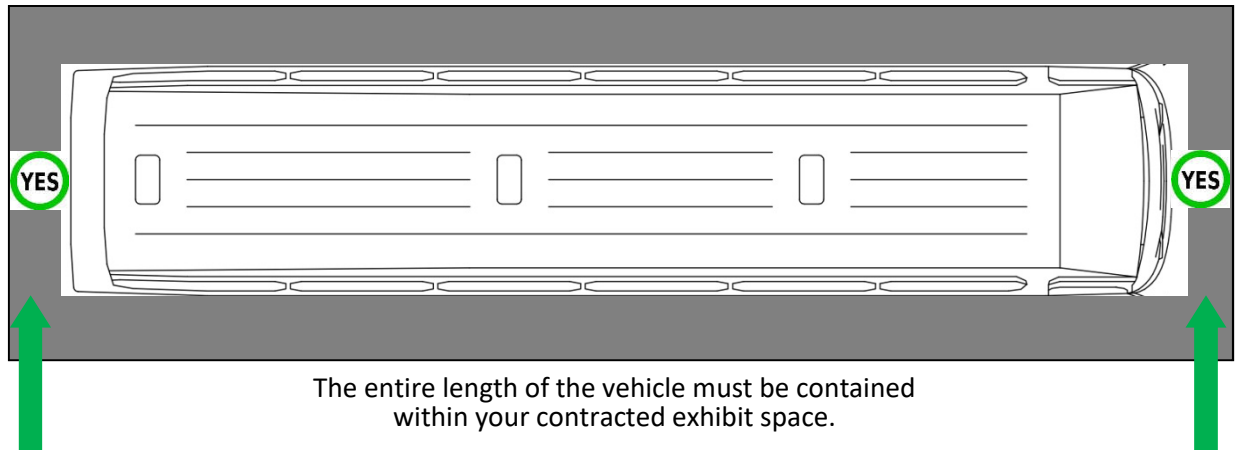
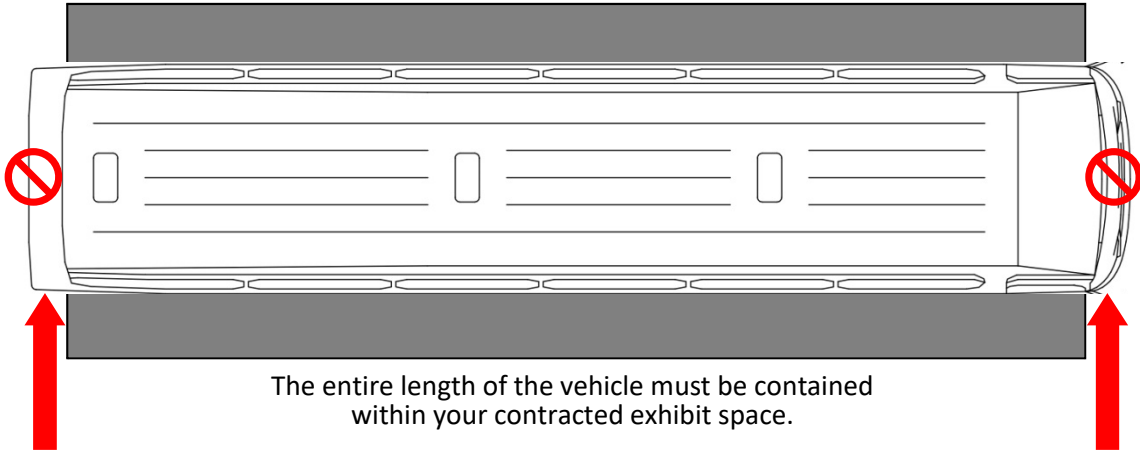
Exhibits with multiple vehicles must position the vehicles so there is enough clearance for pedestrians to easily walk through in case of an emergency. The fire marshal will make the determination onsite if you have allowed enough clearance so plan ahead and don't pack your space too tight; leave room (at least 3 feet) to make any adjustments deemed necessary by the fire marshal.



Leave enough space between vehicles for pedestrians to walk through in case of emergency.

BUMPERS AND GRILLS

You must take into account the full length of your vehicle including bumpers, grills and any modifications. The entire length of your vehicle must fit into your contacted exhibit space. No part of the vehicle may extend beyond the perimeter of your space.



DOORS

When fully extended, all vehicle doors must still be contained in your contracted exhibit space. Vehicle doors may not open beyond the perimeter of your space into the aisles. When planning your space, include fully extended doors in the width of your vehicle. Do not plan to position any vehicle on the border of your booth space if you will be opening the doors. When the doors are open the entire vehicle must be within the borders of your booth. You may position your vehicle on the border of your booth space if the doors are closed and locked for the duration of the show. If you share a border with another booth you must position your vehicle a minimum of 3ft from the border.

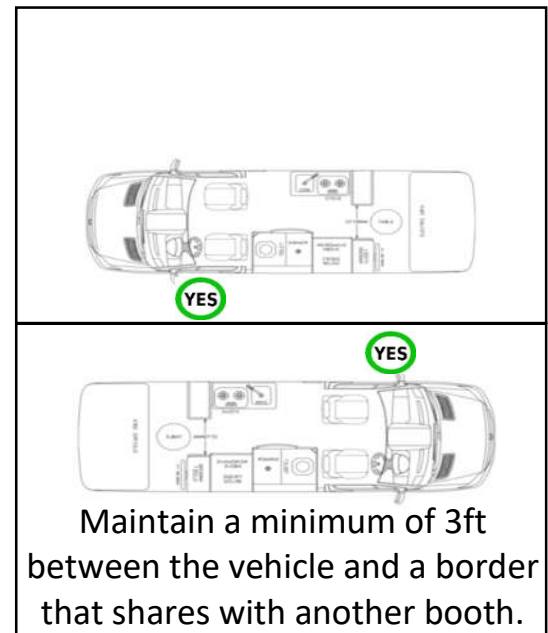
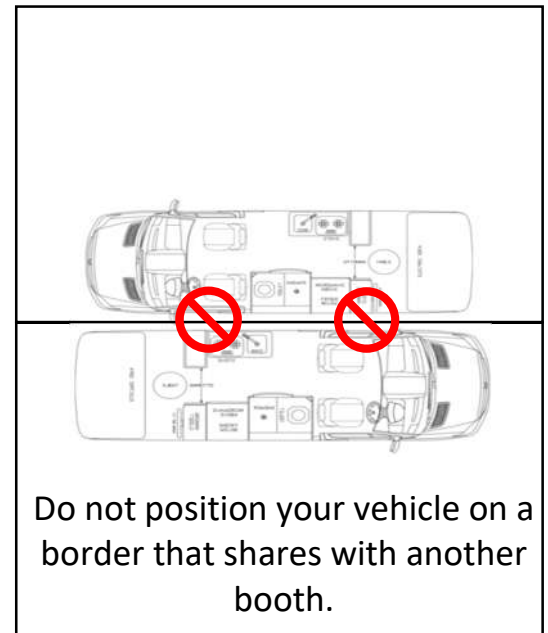
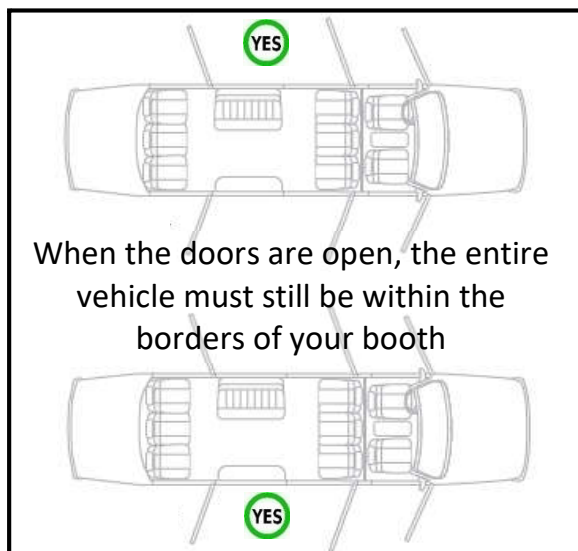
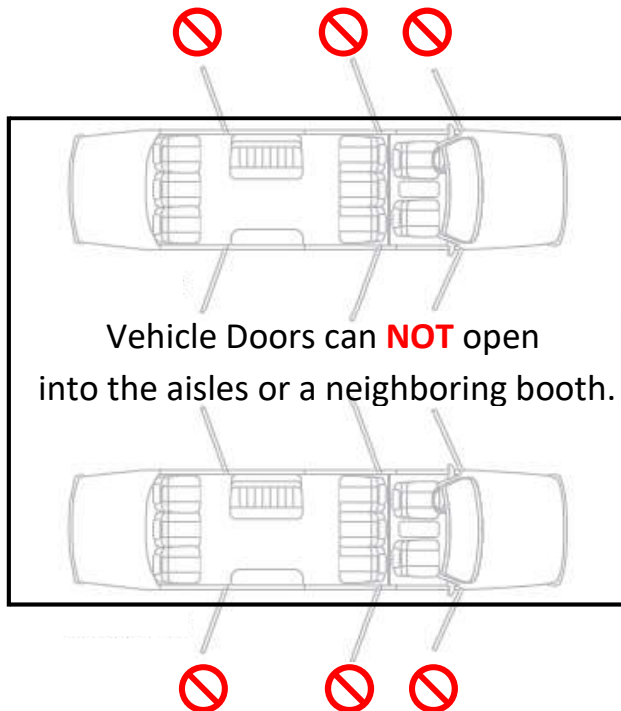


EXHIBIT PROPERTIES

All exhibit properties including wheel stands, banners, plants and tables must be placed within the borders of your contracted space. No exhibit property may encroach on the aisles, please plan accordingly.

Do not remove the tape marking your booth space. A representative from the general contractor will remove the tape or must give you approval to remove it.

